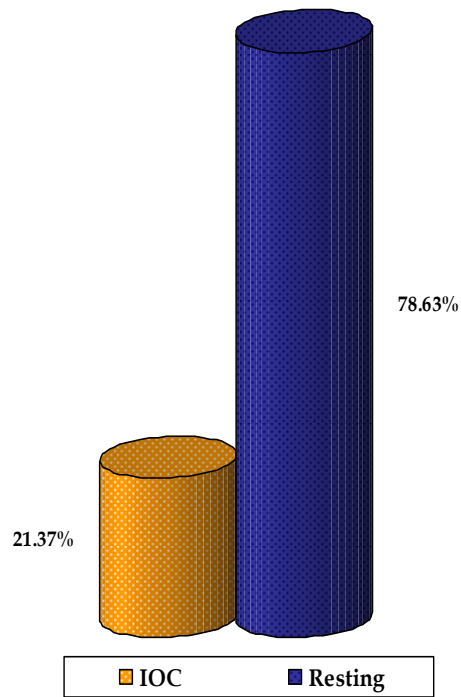


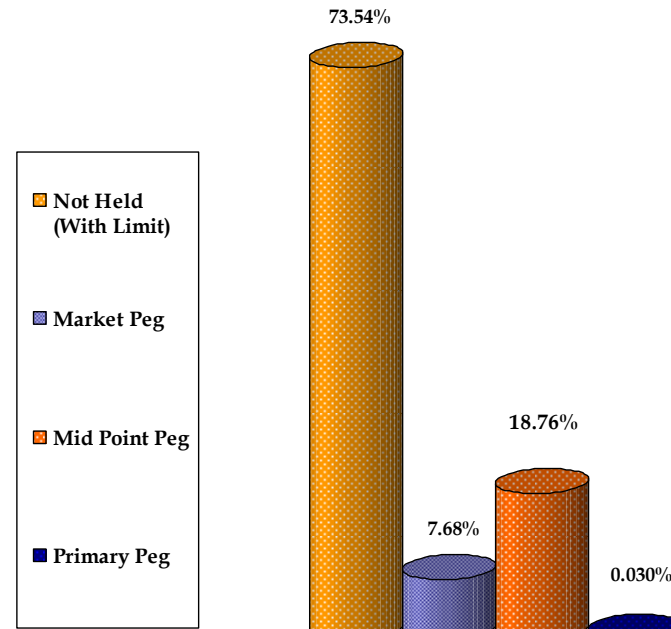


December 2010 Statistics

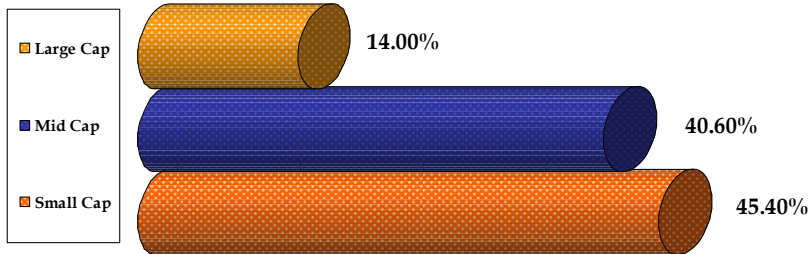
RiverCross December
Incoming Volume By Order
Type



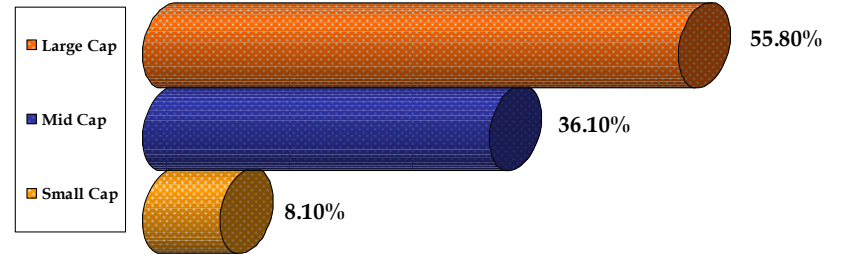
RiverCross December Incoming Volume
By Execution Instruction



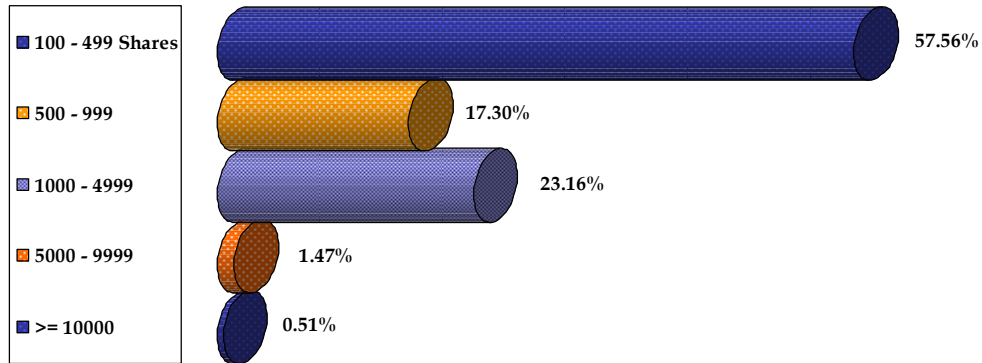
RiverCross December Executed Volume By Market Cap (By Symbol Count)



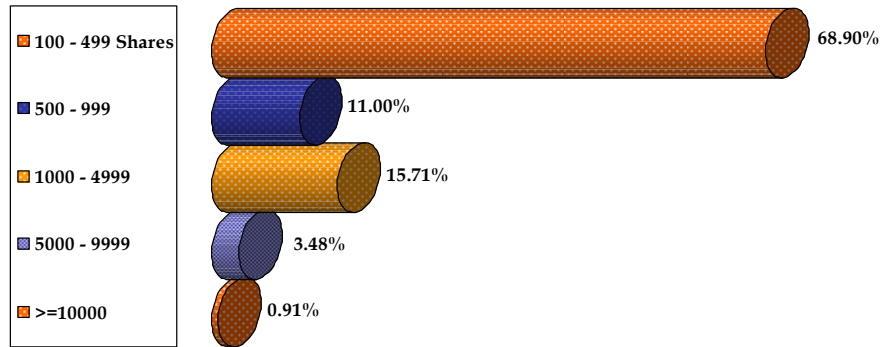
RiverCross December Executed Volume By Market Cap (By Shares)



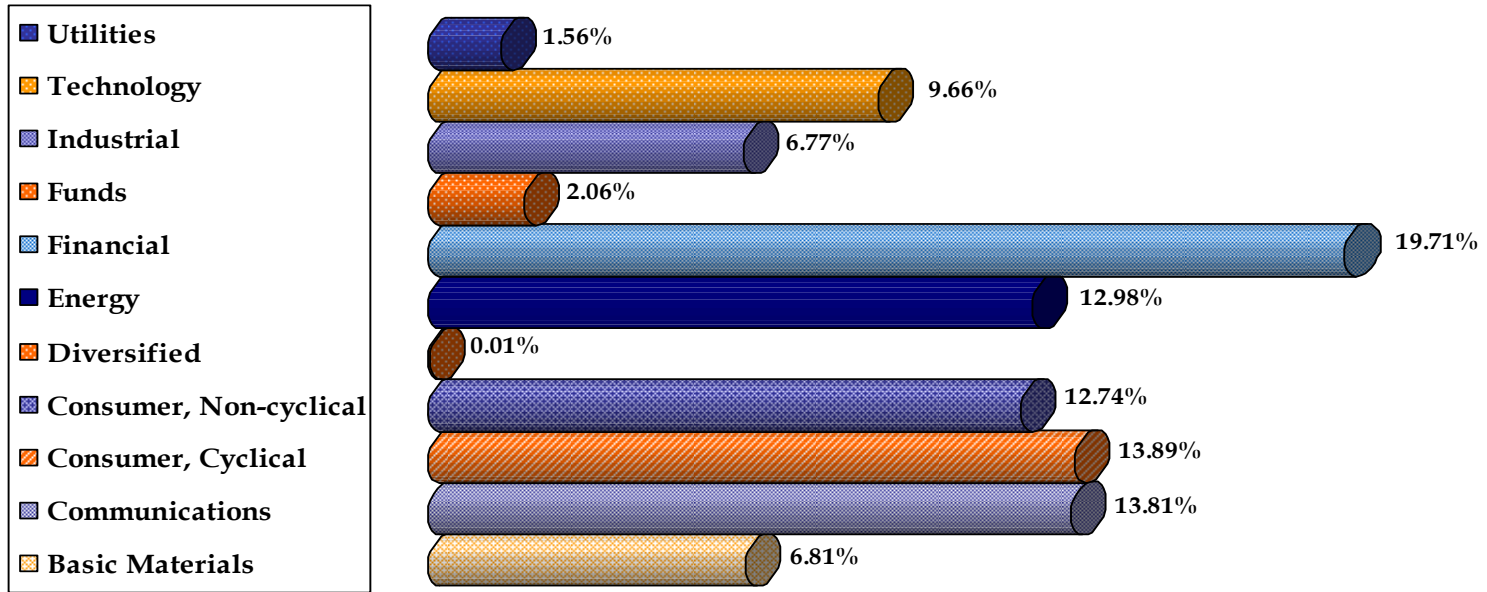
RiverCross December Incoming Order Size (By Number of Orders)



RiverCross December Executed Volume By Trade Size



RiverCross December Executed Volume By Sector





Top 25 Symbols Traded In December By Volume

Q	QWEST COMMUNICATIONS INTL	Communications
C	CITIGROUP INC	Financial
JPM	JPMORGAN CHASE & CO	Financial
CHK	CHESAPEAKE ENERGY CORP	Energy
BAC	BANK OF AMERICA CORP	Financial
WFC	WELLS FARGO & CO	Financial
YHOO	YAHOO! INC	Communications
MGM	MGM RESORTS INTERNATIONAL	Consumer, Cyclical
GE	GENERAL ELECTRIC CO	Industrial
VALE	VALE SA-SP ADR	Basic Materials
BSX	BOSTON SCIENTIFIC CORP	Consumer, Non-cyclical
GM	GENERAL MOTORS CO	Consumer, Cyclical
WFT	WEATHERFORD INTL LTD	Energy
ICO	INTERNATIONAL COAL GROUP INC	Energy
F	FORD MOTOR CO	Consumer, Cyclical
CSCO	CISCO SYSTEMS INC	Communications
LOW	LOWE'S COS INC	Consumer, Cyclical
USB	US BANCORP	Financial
XLF	FINANCIAL SELECT SECTOR SPDR	Funds
VLO	VALERO ENERGY CORP	Energy
PBR	PETROLEO BRASILEIRO S.A.-ADR	Energy
VZ	VERIZON COMMUNICATIONS INC	Communications
MRVL	MARVELL TECHNOLOGY GROUP LTD	Technology
AKS	AK STEEL HOLDING CORP	Basic Materials
NLY	ANNALY CAPITAL MANAGEMENT IN	Financial