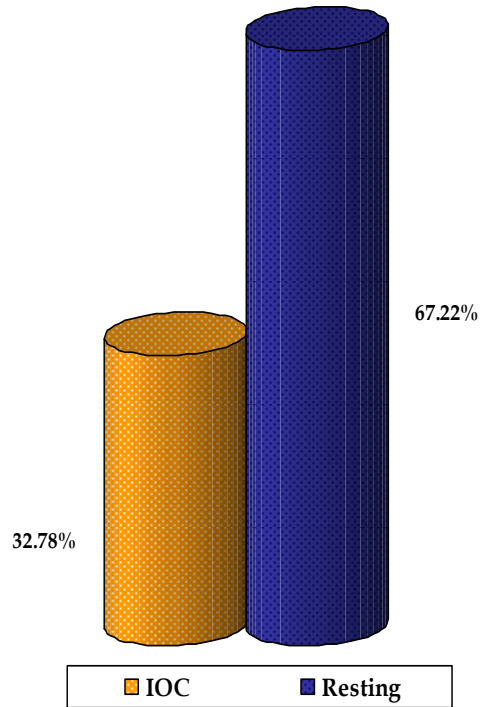


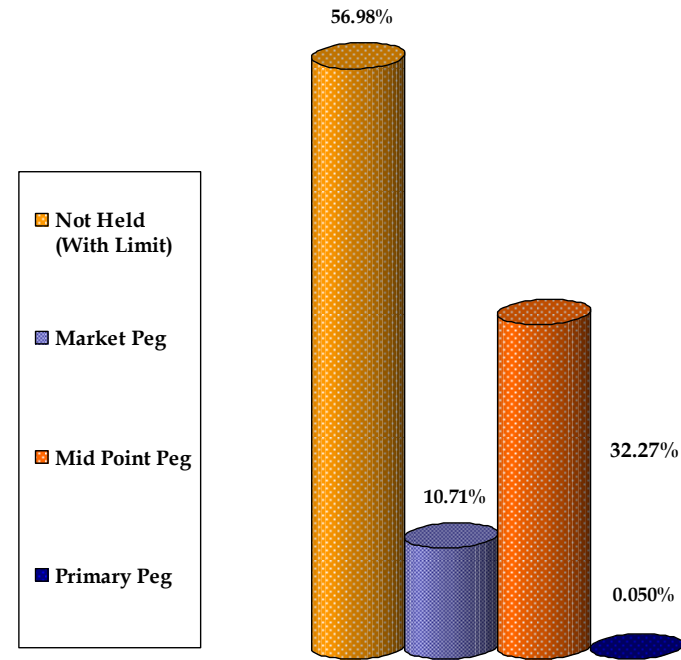


November 2010 Statistics

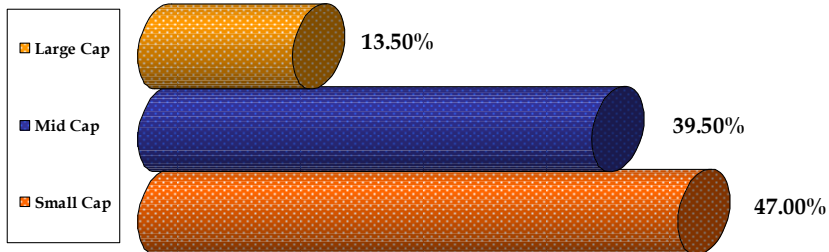
RiverCross November  
Incoming Volume By Order  
Type



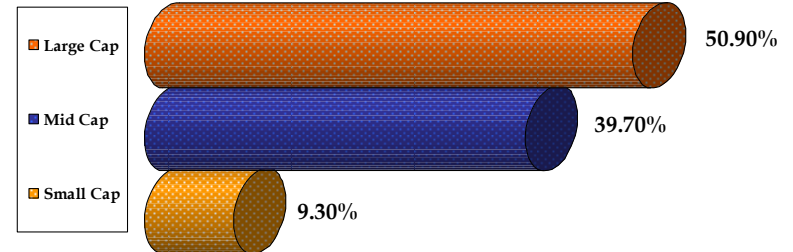
RiverCross November Incoming Volume  
By Execution Instruction



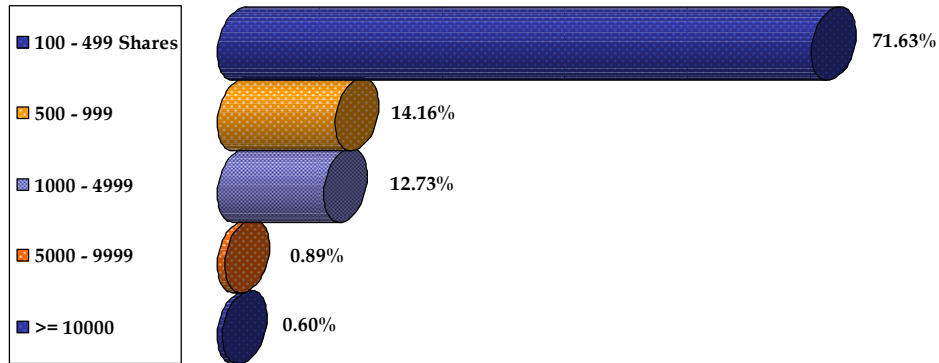
### RiverCross November Executed Volume By Market Cap (By Symbol Count)



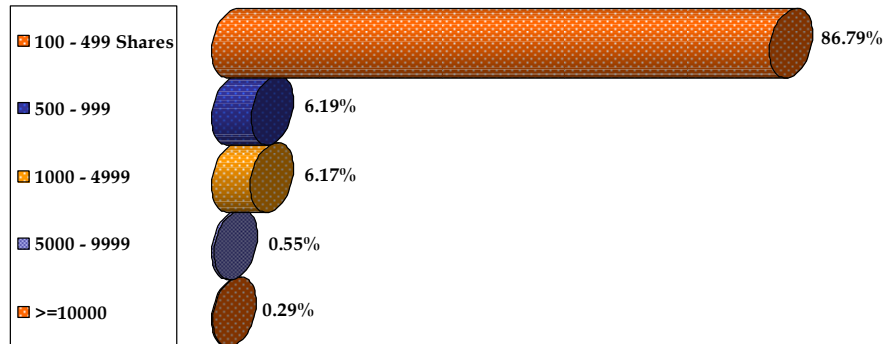
### RiverCross November Executed Volume By Market Cap (By Shares)



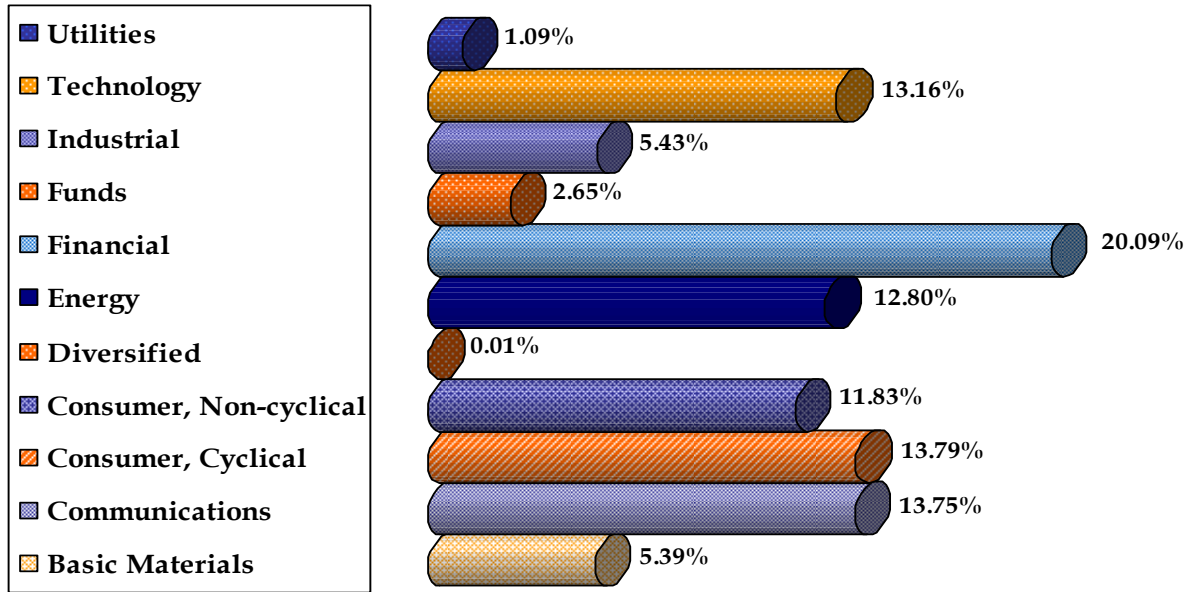
### RiverCross November Incoming Order Size (By Number of Orders)



### RiverCross November Executed Volume By Trade Size



# RiverCross November Executed Volume By Sector





## Top 25 Symbols Traded In November By Volume

JPM	JPMORGAN CHASE & CO	Financial
MGM	MGM RESORTS INTERNATIONAL	Consumer, Cyclical
SIRI	SIRIUS XM RADIO INC	Communications
WFT	WEATHERFORD INTL LTD	Energy
MSFT	MICROSOFT CORP	Technology
F	FORD MOTOR CO	Consumer, Cyclical
C	CITIGROUP INC	Financial
INTC	INTEL CORP	Technology
WFC	WELLS FARGO & CO	Financial
CSCO	CISCO SYSTEMS INC	Communications
STX	SEAGATE TECHNOLOGY	Technology
CHK	CHESAPEAKE ENERGY CORP	Energy
SPY S	PDR S&P 500 ETF TRUST	Funds
YHOO	YAHOO! INC	Communications
SYMC	SYMANTEC CORP	Communications
GM	GENERAL MOTORS CO	Consumer, Cyclical
T	AT&T INC	Communications
BAC	BANK OF AMERICA CORP	Financial
BPOP	POPULAR INC	Financial
PBR	PETROLEO BRASILEIRO S.A.-ADR	Energy
DAL	DELTA AIR LINES INC	Consumer, Cyclical
LVL	LEVEL 3 COMMUNICATIONS INC	Communications
QQQ	NASDAQ-100 INDEX TRCKNG STCK	Funds
VZ	VERIZON COMMUNICATIONS INC	Communications
FITB	FIFTH THIRD BANCORP	Financial