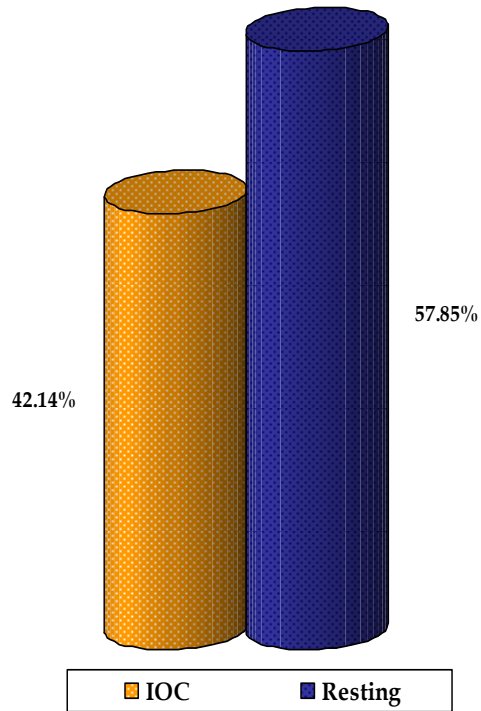


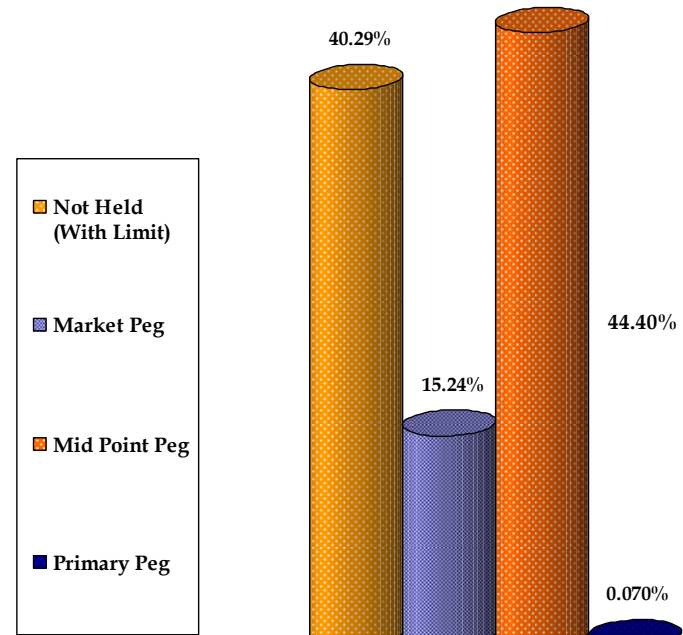


October 2010 Statistics

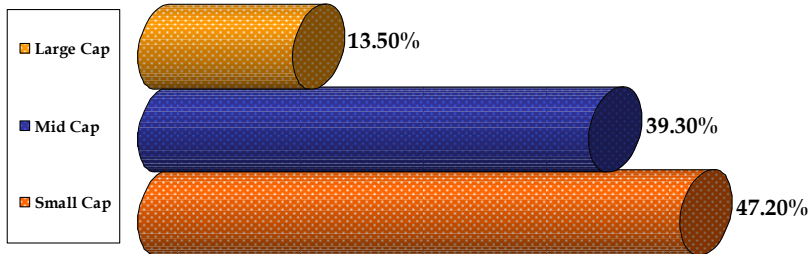
RiverCross October Incoming Volume By Order Type



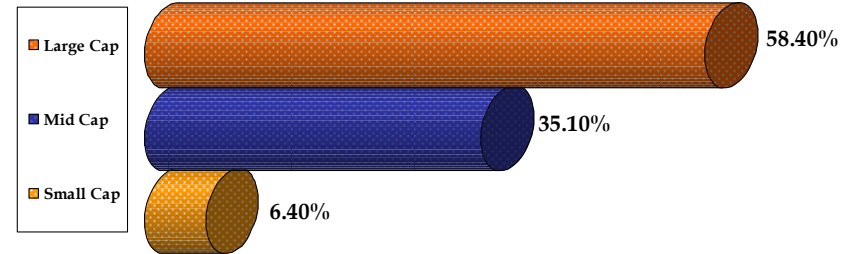
RiverCross October Incoming Volume By Execution Instruction



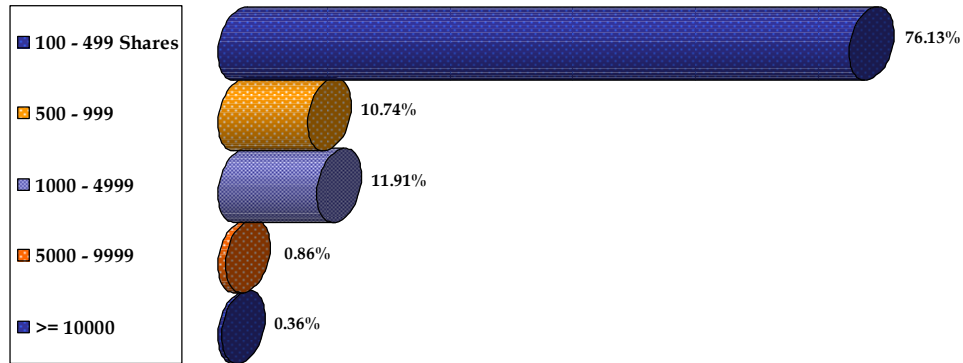
RiverCross October Executed Volume By Market Cap (By Symbol Count)



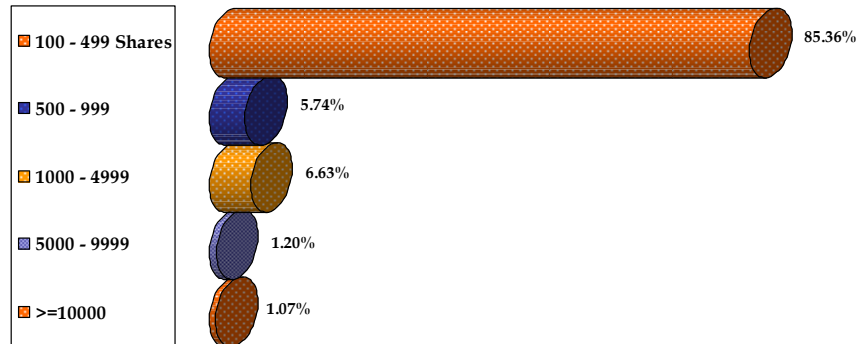
RiverCross October Executed Volume By Market Cap (By Shares)



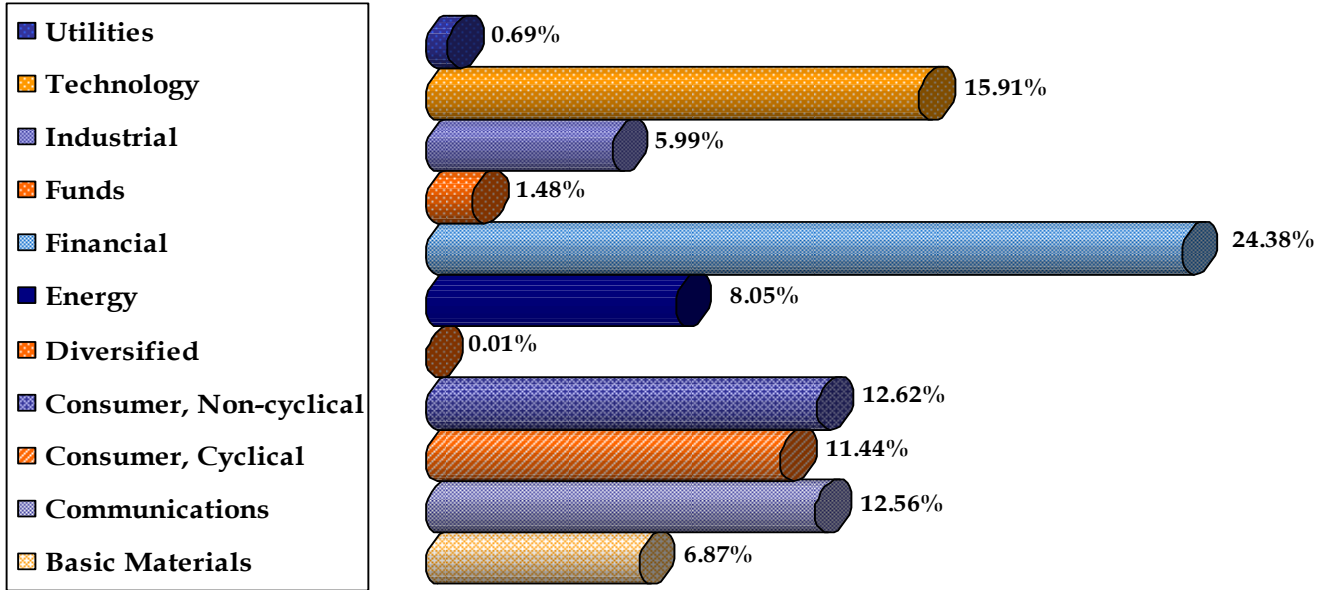
RiverCross October Incoming Order Size (By Number of Orders)



RiverCross October Executed Volume By Trade Size



RiverCross October Executed Volume By Sector





Top 25 Symbols Traded In October By Volume

C	CITIGROUP INC	Financial
JPM	JPMORGAN CHASE & CO	Financial
BAC	BANK OF AMERICA CORP	Financial
MSFT	MICROSOFT CORP	Technology
MGM	MGM RESORTS INTERNATIONAL	Consumer, Cyclical
WFC	WELLS FARGO & CO	Financial
INTC	INTEL CORP	Technology
CSCO	CISCO SYSTEMS INC	Communications
GE	GENERAL ELECTRIC CO	Industrial
PFE	PFIZER INC	Consumer, Non-cyclical
AA	ALCOA INC	Basic Materials
VZ	VERIZON COMMUNICATIONS INC	Communications
YHOO	YAHOO! INC	Communications
MRVL	MARVELL TECHNOLOGY GROUP LTD	Technology
STX	SEAGATE TECHNOLOGY	Technology
T	AT&T INC	Communications
VALE	VALE SA-SP ADR	Basic Materials
PBR	PETROLEO BRASILEIRO S.A.-ADR	Energy
BRCD	BROCADE COMMUNICATIONS SYS	Technology
USB	US BANCORP	Financial
EMC	EMC CORP/MASS	Technology
XRX	XEROX CORP	Technology
MI	MARSHALL & ILSLEY CORP	Financial
LOW	LOWE'S COS INC	Consumer, Cyclical
WFT	WEATHERFORD INTL LTD	Energy