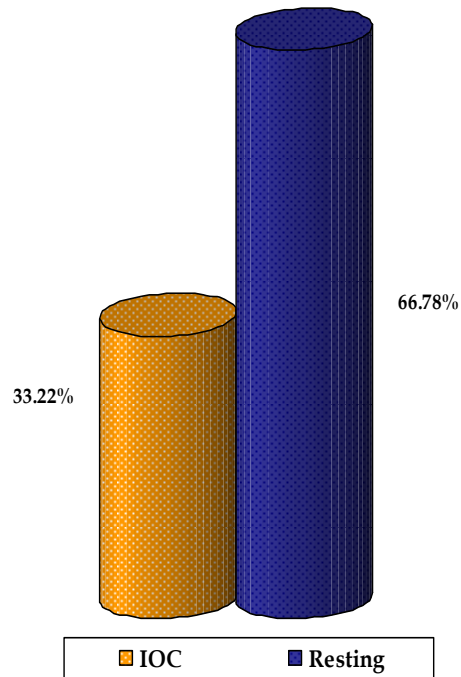


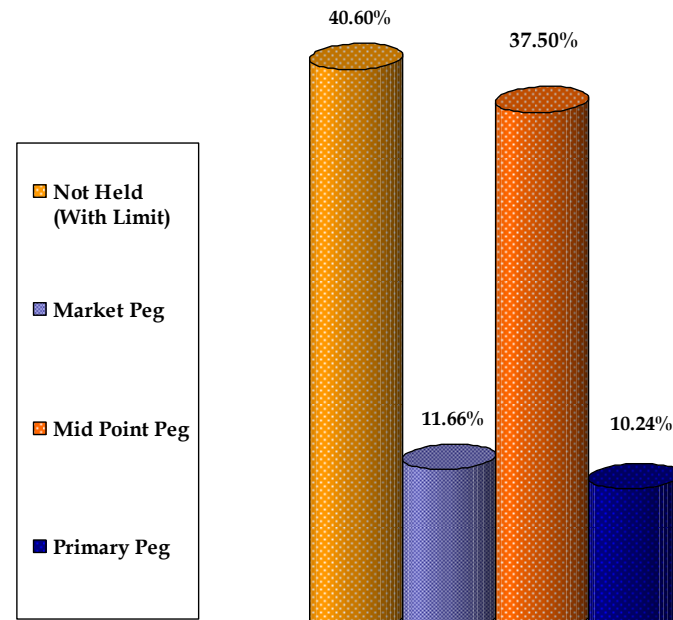


April 2011 Statistics

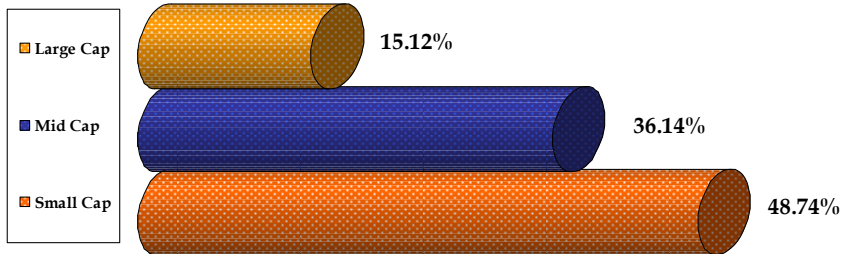
RiverCross April Incoming Volume By Order Type



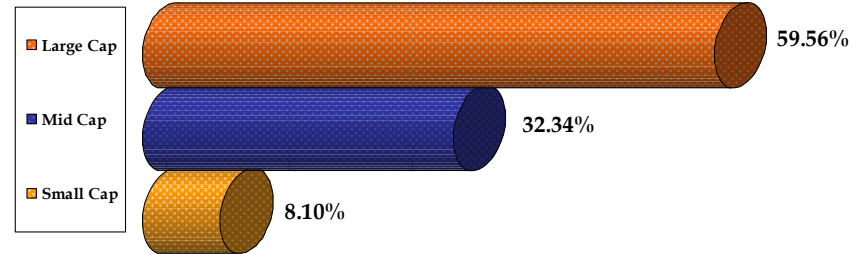
RiverCross April Incoming Volume By Execution Instruction



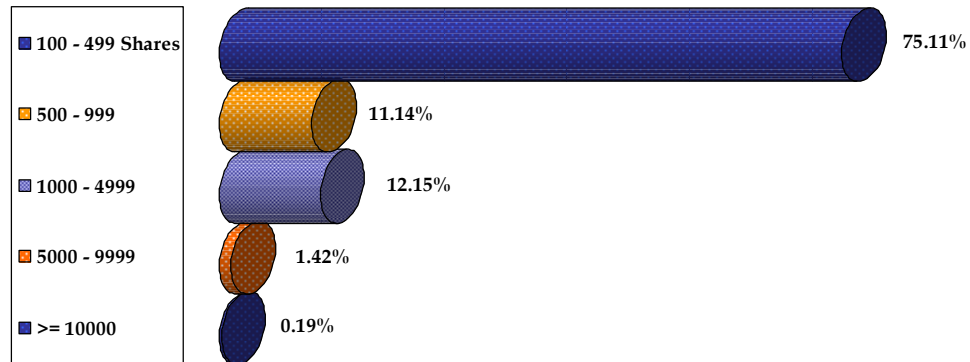
RiverCross April Executed Volume By Market Cap (By Symbol Count)



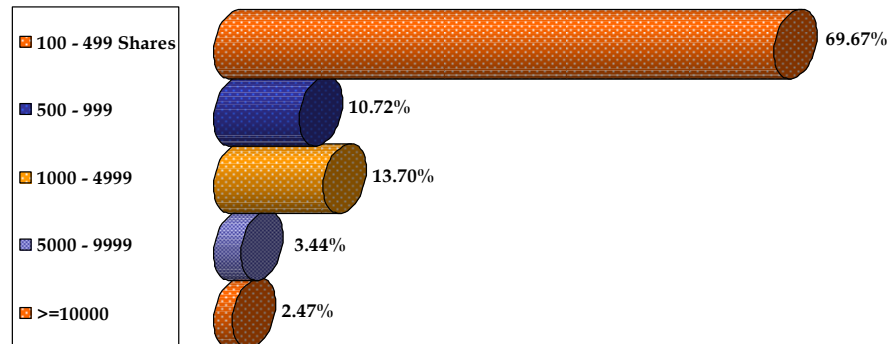
RiverCross April Executed Volume By Market Cap (By Shares)



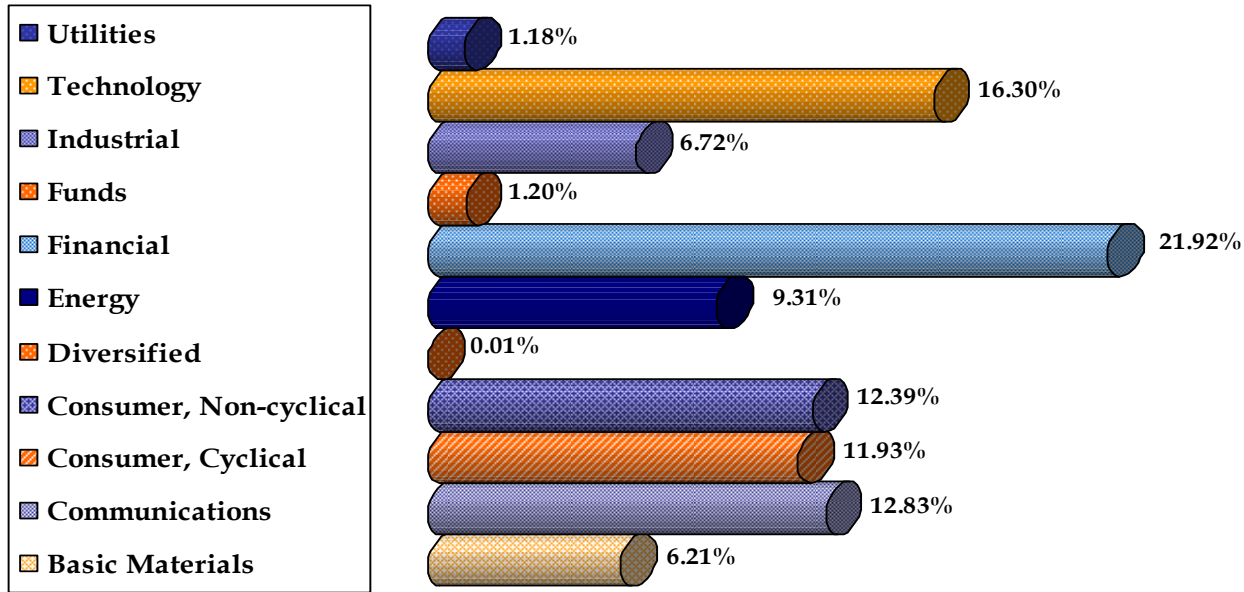
RiverCross April Incoming Order Size (By Number of Orders)



RiverCross April Executed Volume By Trade Size



RiverCross April Executed Volume By Sector





Top 25 Symbols Traded In April By Volume

C	CITIGROUP INC	Financial
BAC	BANK OF AMERICA CORP	Financial
INTC	INTEL CORP	Technology
CSCO	CISCO SYSTEMS INC	Communications
MSFT	MICROSOFT CORP	Technology
T	AT&T INC	Communications
AA	ALCOA INC	Basic Materials
F	FORD MOTOR CO	Consumer, Cyclical
PFE	PFIZER INC	Consumer, Non-cyclical
AMAT	APPLIED MATERIALS INC	Technology
GM	GENERAL MOTORS CO	Consumer, Cyclical
WFC	WELLS FARGO & CO	Financial
VZ	VERIZON COMMUNICATIONS INC	Communications
STD	BANCO SANTANDER SA-SPON ADR	Financial
GE	GENERAL ELECTRIC CO	Industrial
VALE	VALE SA-SP ADR	Basic Materials
EMC	EMC CORP/MASS	Technology
YHOO	YAHOO! INC	Communications
NLY	ANNALY CAPITAL MANAGEMENT IN	Financial
GLW	CORNING INC	Communications
ONNN	ON SEMICONDUCTOR CORPORATION	Technology
MU	MICRON TECHNOLOGY INC	Technology
DELL	DELL INC	Technology
AUY	YAMANA GOLD INC	Basic Materials
ORCL	ORACLE CORP	Technology