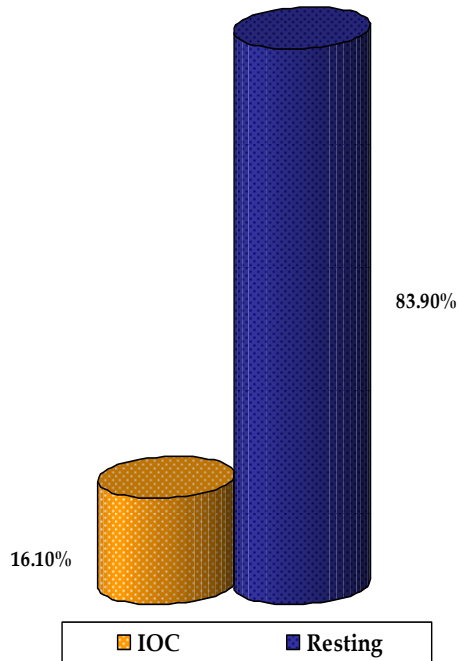


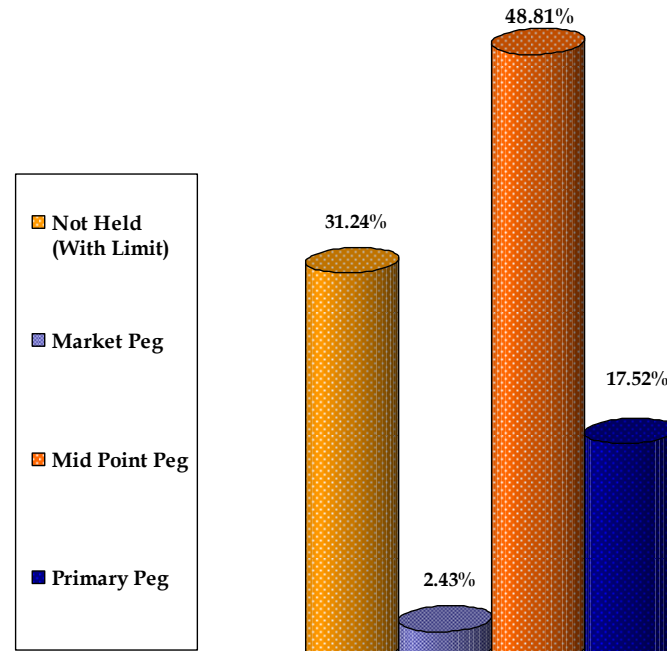


August 2011 Statistics

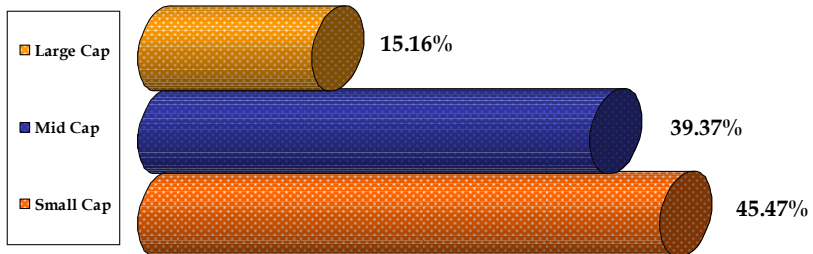
RiverCross August Incoming Volume By Order Type



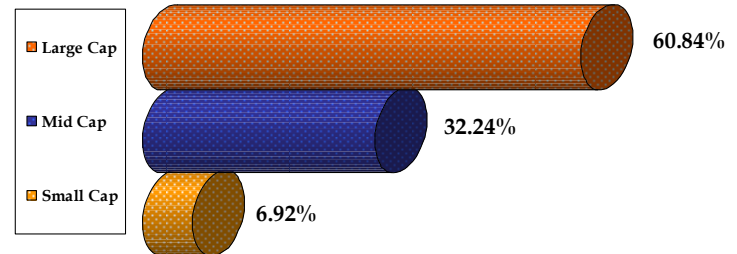
RiverCross August Incoming Volume By Execution Instruction



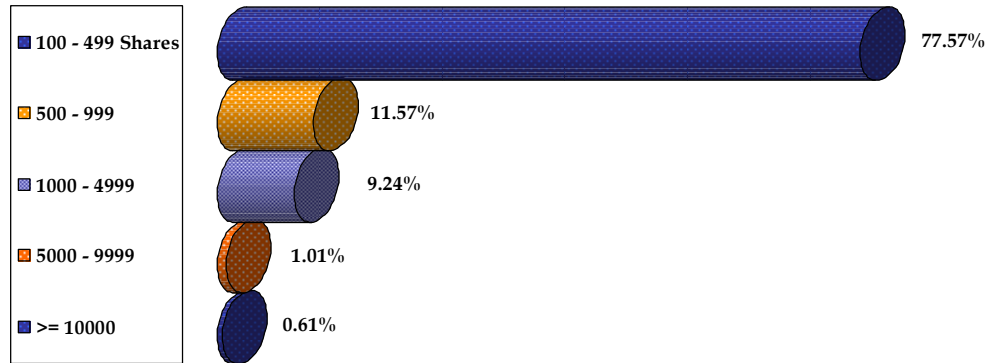
RiverCross August Executed Volume By Market Cap (By Symbol Count)



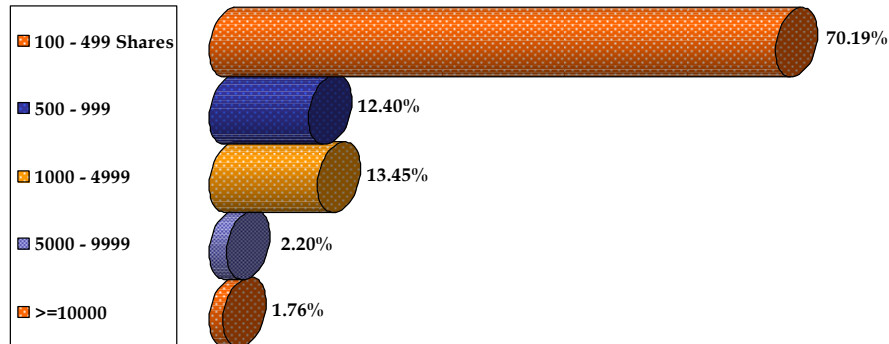
RiverCross August Executed Volume By Market Cap (By Shares)



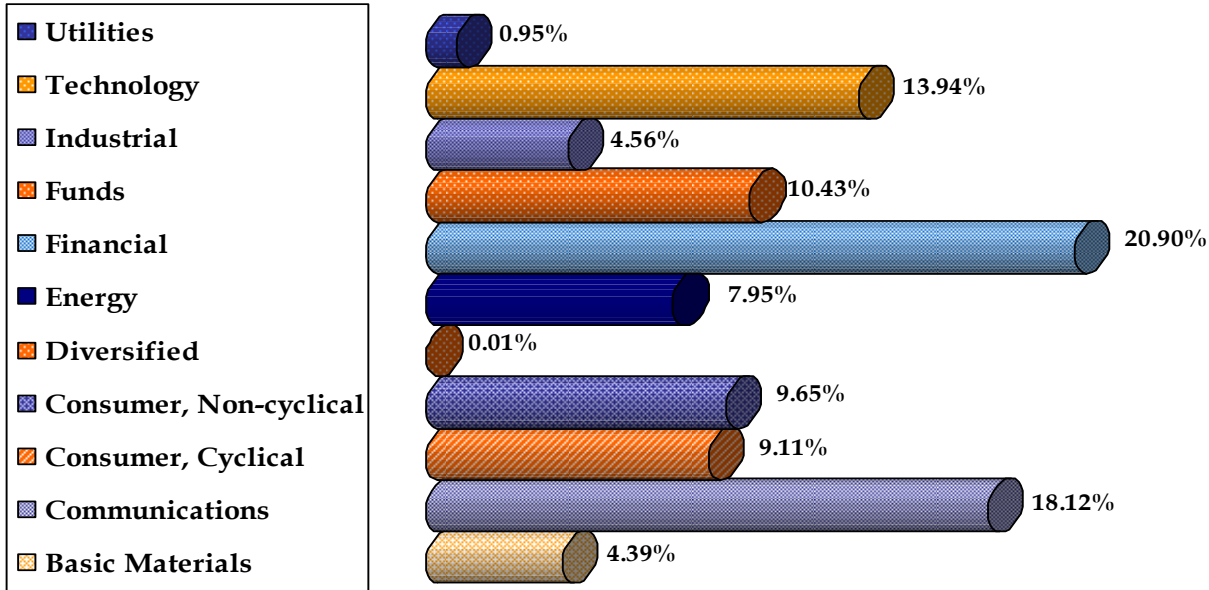
RiverCross August Incoming Order Size (By Number of Orders)



RiverCross August Executed Volume By Trade Size



RiverCross August Executed Volume By Sector





Top 25 Symbols Traded In August By Volume

| | | |
|------|------------------------------|------------------------|
| XLF | FINANCIAL SELECT SECTOR SPDR | Funds |
| BAC | BANK OF AMERICA CORP | Financial |
| CSCO | CISCO SYSTEMS INC | Communications |
| S | SPRINT NEXTEL CORP | Communications |
| F | FORD MOTOR CO | Consumer, Cyclical |
| YHOO | YAHOO! INC | Communications |
| T | AT&T INC | Communications |
| MU | MICRON TECHNOLOGY INC | Technology |
| MSFT | MICROSOFT CORP | Technology |
| GE | GENERAL ELECTRIC CO | Industrial |
| WFC | WELLS FARGO & CO | Financial |
| PFE | PFIZER INC | Consumer, Non-cyclical |
| ITUB | ITAU UNIBANCO HLDNG-PREF ADR | Financial |
| AA | ALCOA INC | Basic Materials |
| XRX | XEROX CORP | Technology |
| SIRI | SIRIUS XM RADIO INC | Communications |
| EMC | EMC CORP/MASS | Technology |
| INTC | INTEL CORP | Technology |
| NLY | ANNALY CAPITAL MANAGEMENT IN | Financial |
| BSX | BOSTON SCIENTIFIC CORP | Consumer, Non-cyclical |
| JPM | JPMORGAN CHASE & CO | Financial |
| GM | GENERAL MOTORS CO | Consumer, Cyclical |
| C | CITIGROUP INC | Financial |
| NTAP | NETAPP INC | Technology |
| STD | BANCO SANTANDER SA-SPON ADR | Financial |