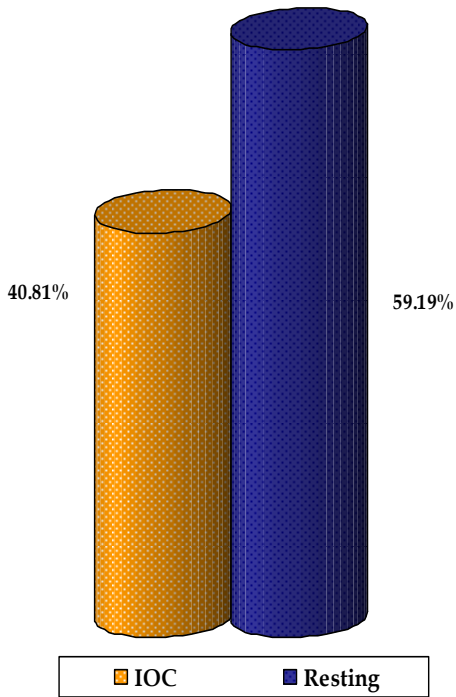


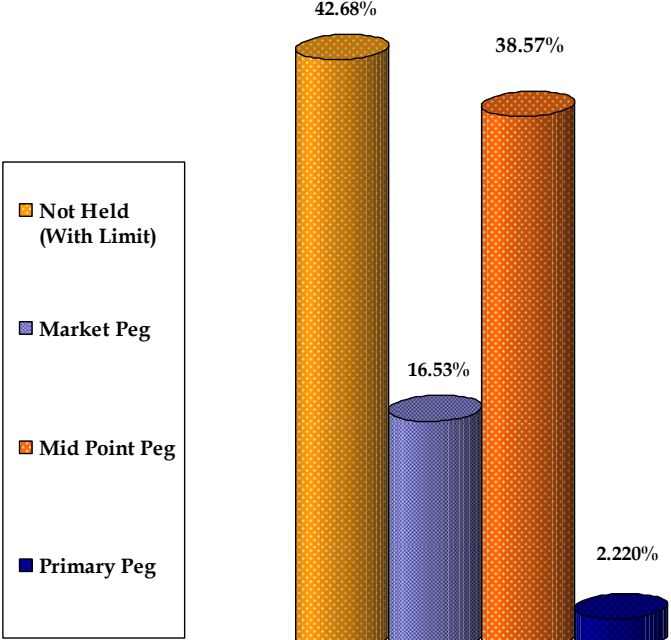


February 2011 Statistics

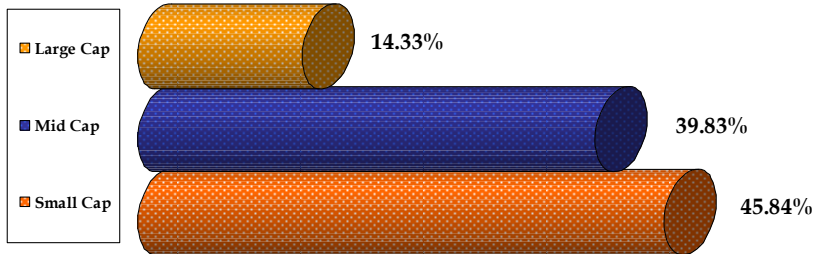
RiverCross February Incoming Volume By Order Type



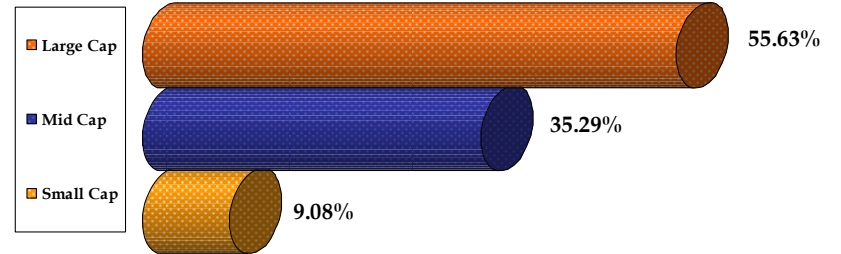
RiverCross February Incoming Volume By Execution Instruction



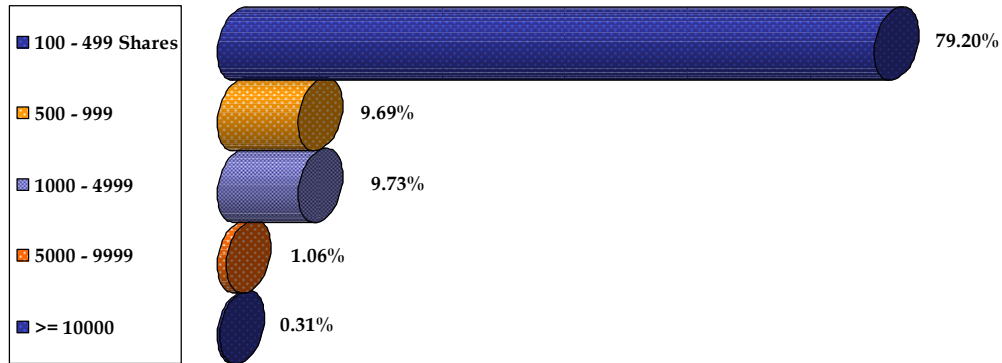
RiverCross February Executed Volume By Market Cap (By Symbol Count)



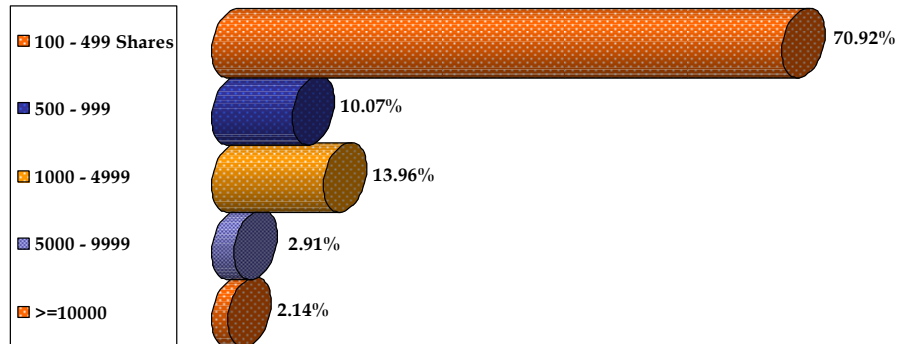
RiverCross February Executed Volume By Market Cap (By Shares)



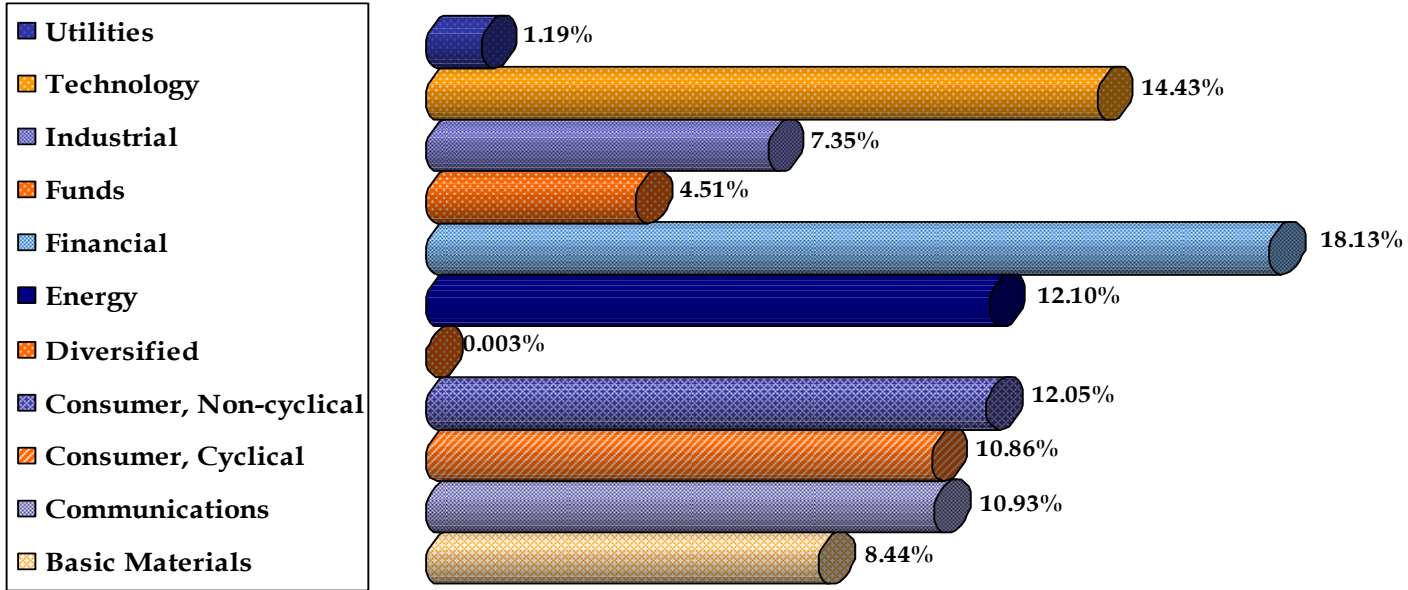
RiverCross February Incoming Order Size (By Number of Orders)



RiverCross February Executed Volume By Trade Size



RiverCross February Executed Volume By Sector





Top 25 Symbols Traded In February By Volume

C	CITIGROUP INC	Financial
BAC	BANK OF AMERICA CORP	Financial
EEM	ISHARES MSCI EMERGING MKT IN	Funds
WFC	WELLS FARGO & CO	Financial
GE	GENERAL ELECTRIC CO	Industrial
BBD	BANCO BRADESCO-ADR	Financial
MSFT	MICROSOFT CORP	Technology
VWO	VANGUARD MSCI EMERGING MARKE	Funds
VALE	VALE SA-SP ADR	Basic Materials
WFT	WEATHERFORD INTL LTD	Energy
YHOO	YAHOO! INC	Communications
AA	ALCOA INC	Basic Materials
VLO	VALERO ENERGY CORP	Energy
EMC	EMC CORP/MASS	Technology
STX	SEAGATE TECHNOLOGY	Technology
MGM	MGM RESORTS INTERNATIONAL	Consumer, Cyclical
XLF	FINANCIAL SELECT SECTOR SPDR	Funds
CSCO	CISCO SYSTEMS INC	Communications
AUY	YAMANA GOLD INC	Basic Materials
DELL	DELL INC	Technology
GM	GENERAL MOTORS CO	Consumer, Cyclical
XOM	EXXON MOBIL CORP	Energy
FITB	FIFTH THIRD BANCORP	Financial
AMAT	APPLIED MATERIALS INC	Technology
DAL	DELTA AIR LINES INC	Consumer, Cyclical