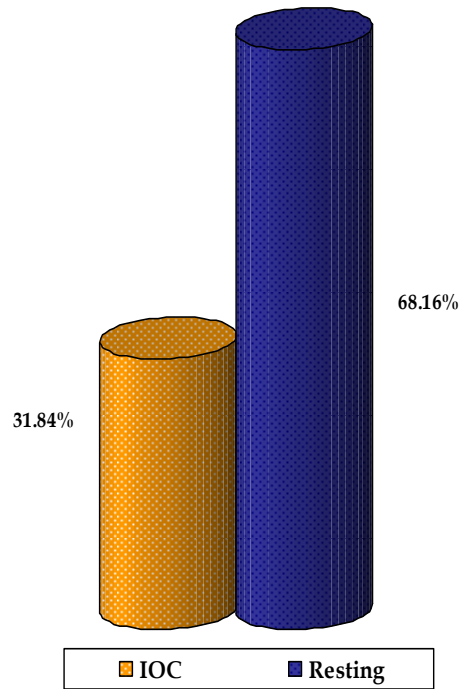


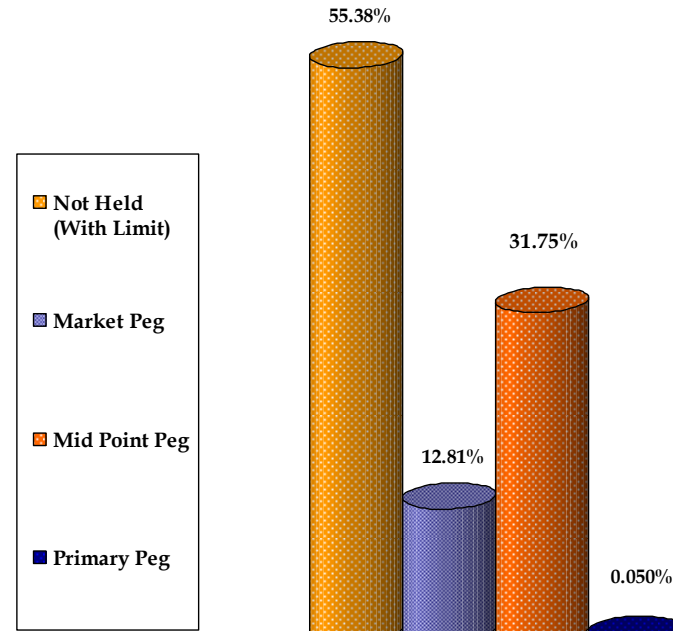


January 2011 Statistics

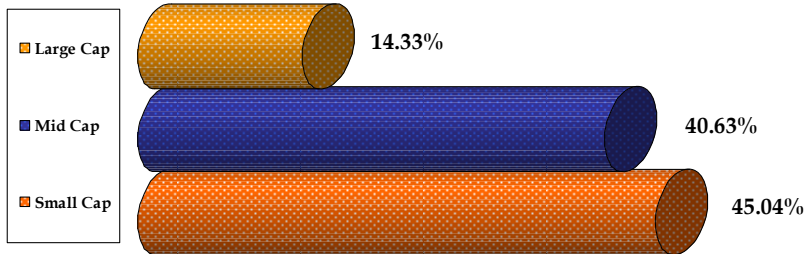
RiverCross January Incoming Volume By Order Type



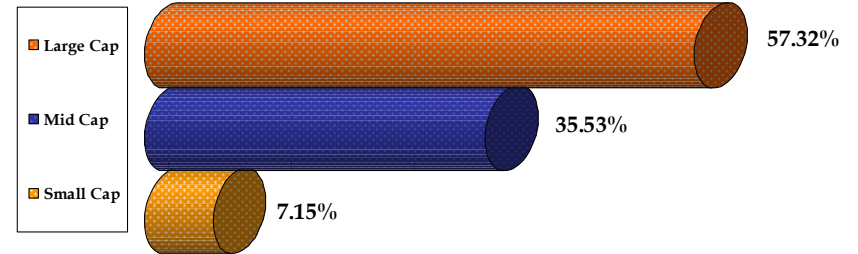
RiverCross January Incoming Volume By Execution Instruction



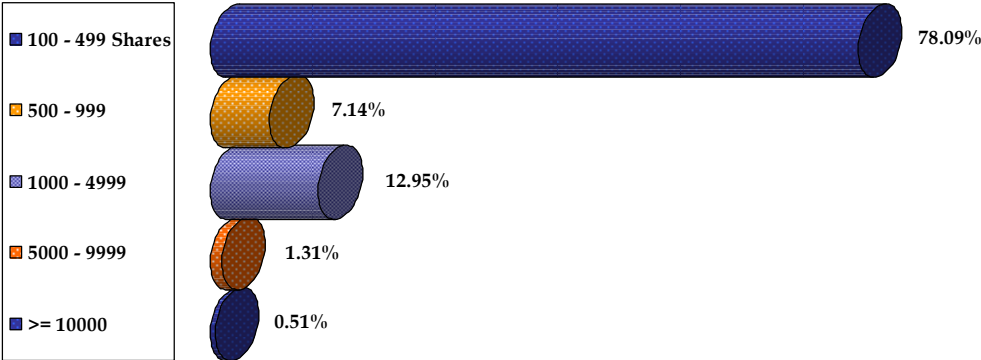
## RiverCross January Executed Volume By Market Cap (By Symbol Count)



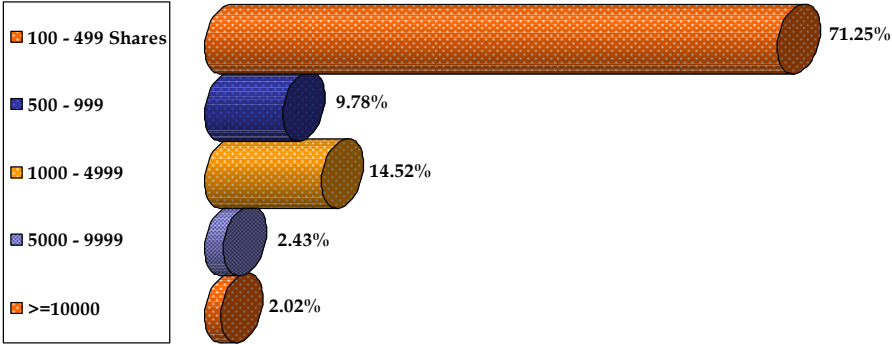
## RiverCross January Executed Volume By Market Cap (By Shares)



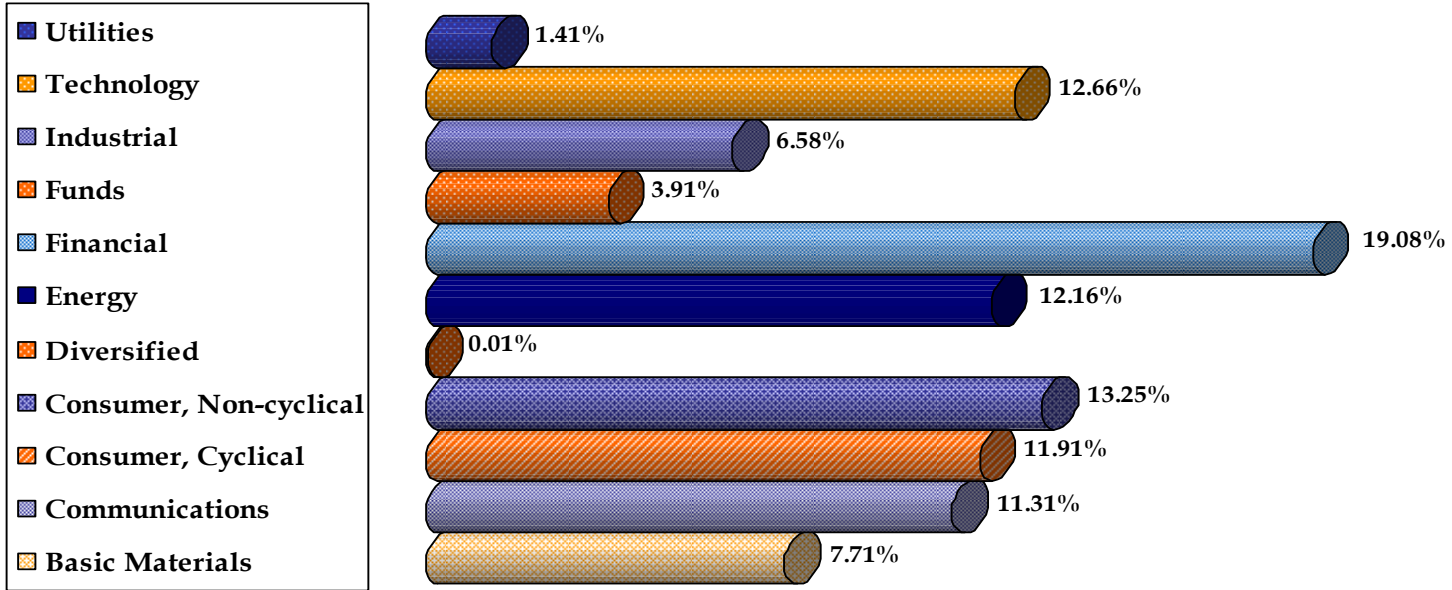
### RiverCross January Incoming Order Size (By Number of Orders)



### RiverCross January Executed Volume By Trade Size



# RiverCross January Executed Volume By Sector





## Top 25 Symbols Traded In January By Volume

C	CITIGROUP INC	Financial
XLF	FINANCIAL SELECT SECTOR SPDR	Funds
WFC	WELLS FARGO & CO	Financial
YHOO	YAHOO! INC	Communications
VALE	VALE SA-SP ADR	Basic Materials
VZ	VERIZON COMMUNICATIONS INC	Communications
GE	GENERAL ELECTRIC CO	Industrial
EMC	EMC CORP/MASS	Technology
BBD	BANCO BRADESCO-ADR	Financial
SPY	SPDR S&P 500 ETF TRUST	Funds
WFT	WEATHERFORD INTL LTD	Energy
F	FORD MOTOR CO	Consumer, Cyclical
SCHW	SCHWAB (CHARLES) CORP	Financial
AMAT	APPLIED MATERIALS INC	Technology
DRYS	DRYSHIPS INC	Industrial
MS	MORGAN STANLEY	Financial
FITB	FIFTH THIRD BANCORP	Financial
MSFT	MICROSOFT CORP	Technology
HAL	HALLIBURTON CO	Energy
NVDA	NVIDIA CORP	Technology
USB	US BANCORP	Financial
AKS	AK STEEL HOLDING CORP	Basic Materials
AUY	YAMANA GOLD INC	Basic Materials
INTC	INTEL CORP	Technology
JPM	JPMORGAN CHASE & CO	Financial