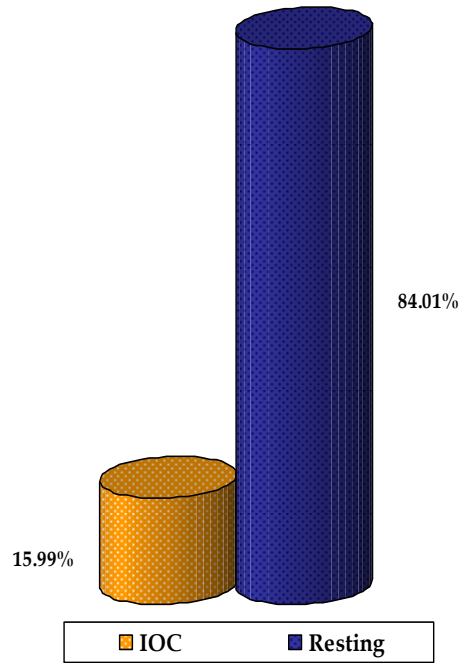


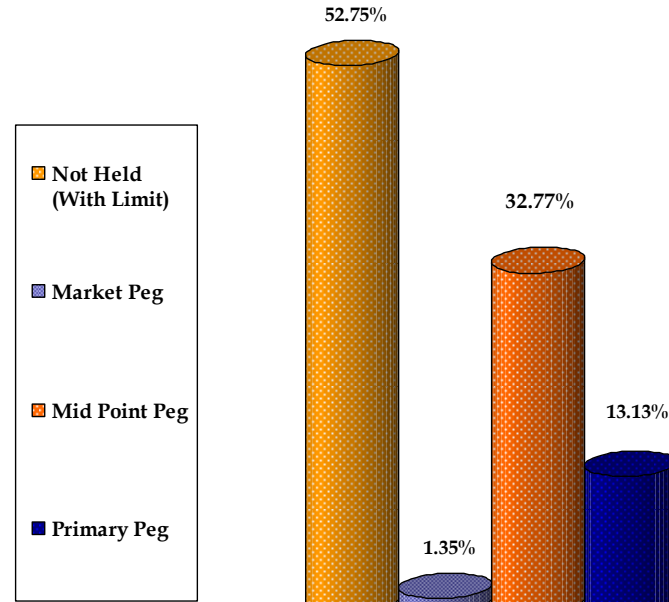


June 2011 Statistics

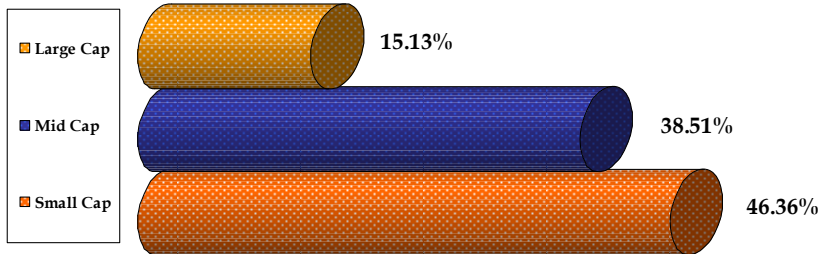
RiverCross June Incoming Volume By Order Type



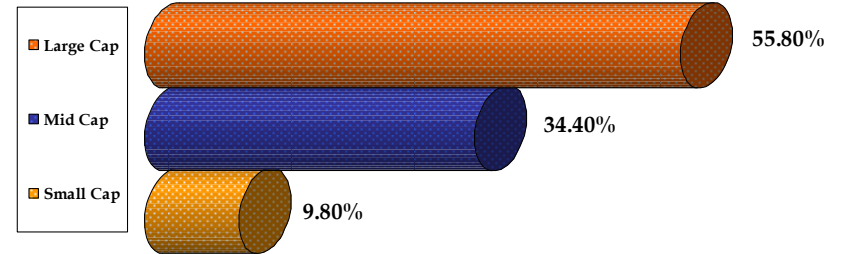
RiverCross June Incoming Volume By Execution Instruction



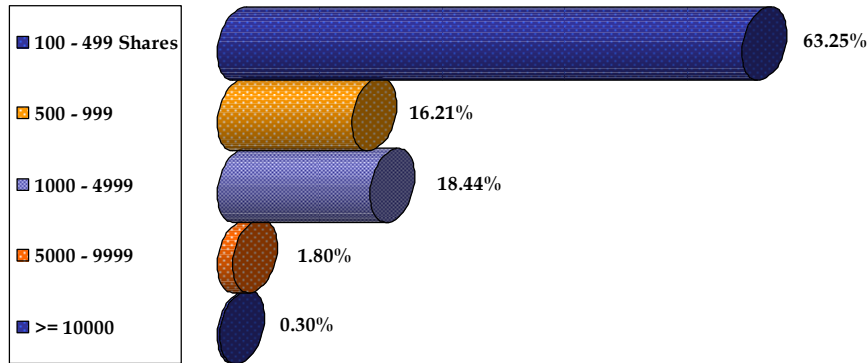
RiverCross June Executed Volume By Market Cap (By Symbol Count)



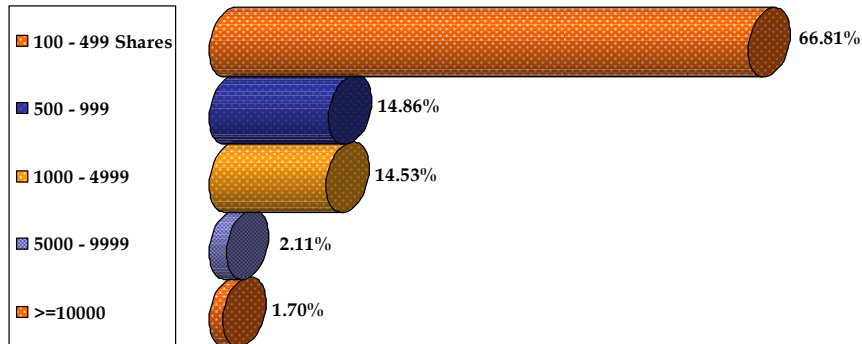
RiverCross June Executed Volume By Market Cap (By Shares)



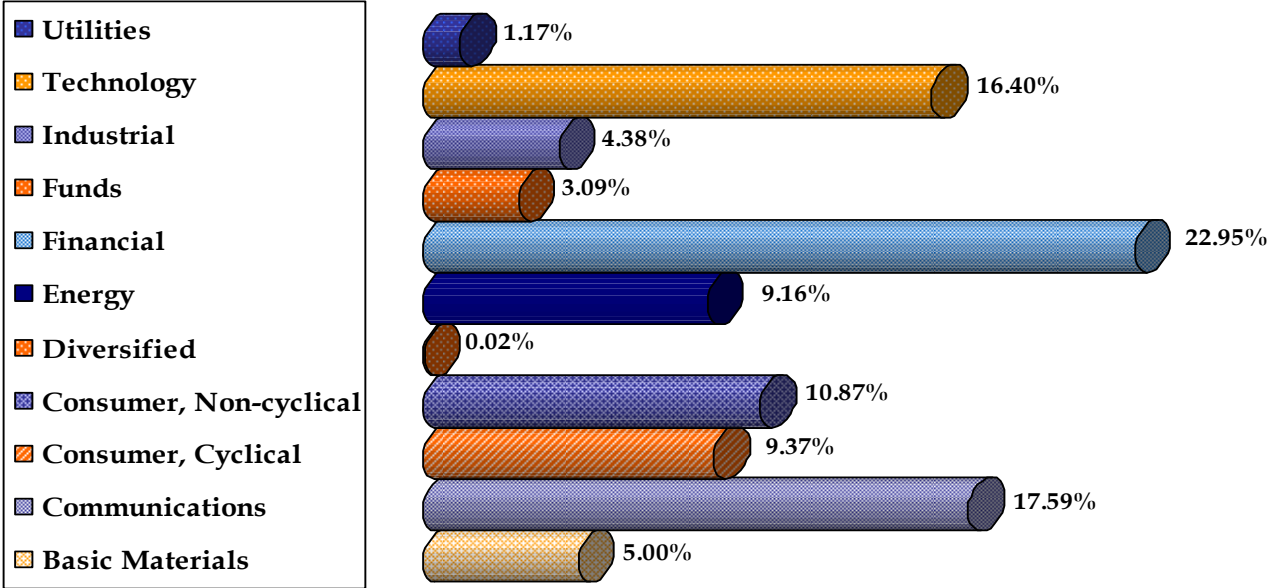
RiverCross June Incoming Order Size (By Number of Orders)



RiverCross June Executed Volume By Trade Size



RiverCross June Executed Volume By Sector





Top 25 Symbols Traded In June By Volume

BAC	BANK OF AMERICA CORP	Financial
INTC	INTEL CORP	Technology
CSCO	CISCO SYSTEMS INC	Communications
T	AT&T INC	Communications
MSFT	MICROSOFT CORP	Technology
AIG	AMERICAN INTERNATIONAL GROUP	Financial
PFE	PFIZER INC	Consumer, Non-cyclical
SIRI	SIRIUS XM RADIO INC	Communications
F	FORD MOTOR CO	Consumer, Cyclical
ALU	ALCATEL-LUCENT-SPONSORED ADR	Communications
YHOO	YAHOO! INC	Communications
XLF	FINANCIAL SELECT SECTOR SPDR	Funds
MI	MARSHALL & ILSLEY CORP	Financial
NLY	ANNALY CAPITAL MANAGEMENT IN	Financial
WFC	WELLS FARGO & CO	Financial
TLAB	TELLABS INC	Communications
MU	MICRON TECHNOLOGY INC	Technology
S	SPRINT NEXTEL CORP	Communications
ITUB	ITAU UNIBANCO HLDNG-PREF ADR	Financial
STD	BANCO SANTANDER SA-SPON ADR	Financial
GE	GENERAL ELECTRIC CO	Industrial
BRCO	BROCADE COMMUNICATIONS SYS	Technology
MRVL	MARVELL TECHNOLOGY GROUP LTD	Technology
ARR	ARMOUR RESIDENTIAL REIT INC	Financial
C	CITIGROUP INC	Financial