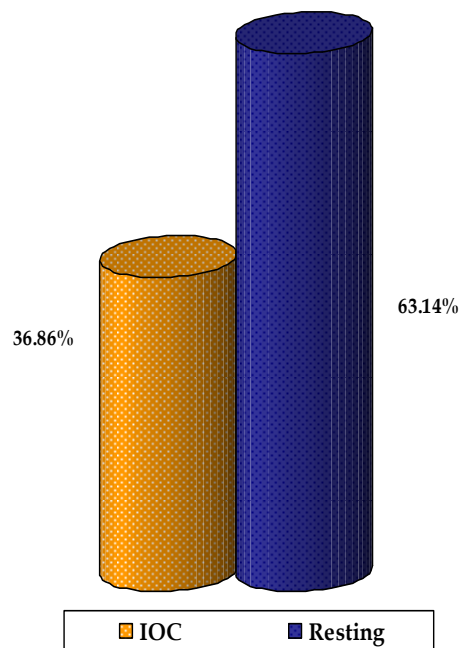


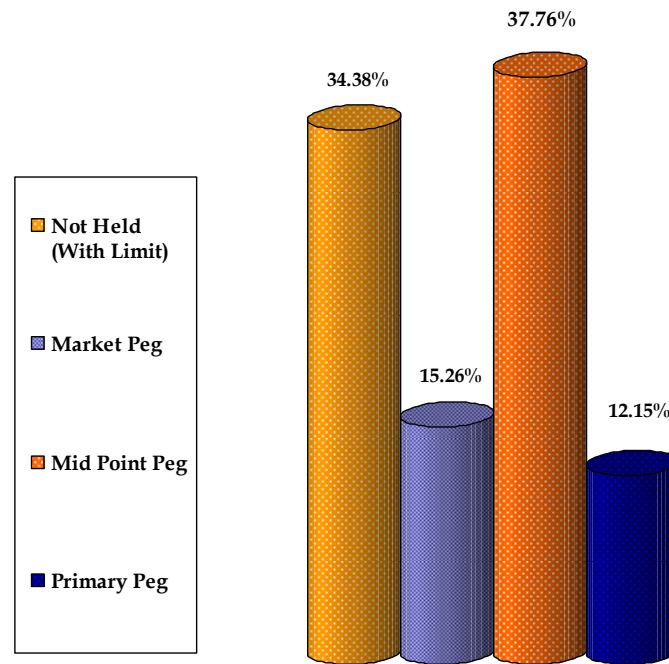


March 2011 Statistics

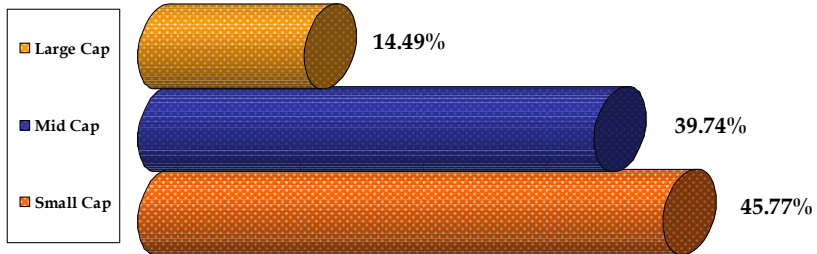
RiverCross March Incoming Volume By Order Type



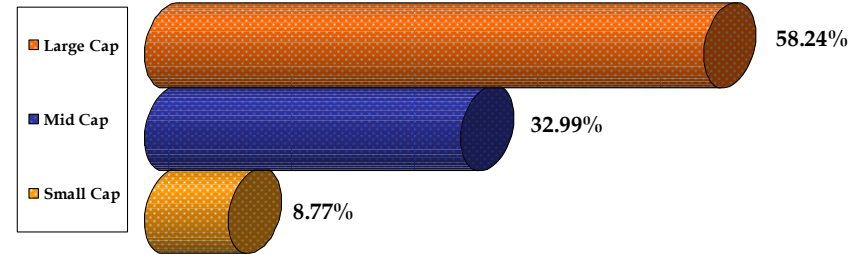
RiverCross March Incoming Volume By Execution Instruction



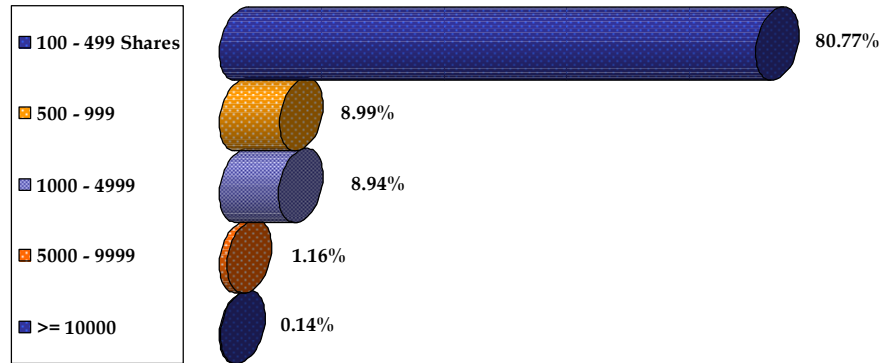
RiverCross March Executed Volume By Market Cap (By Symbol Count)



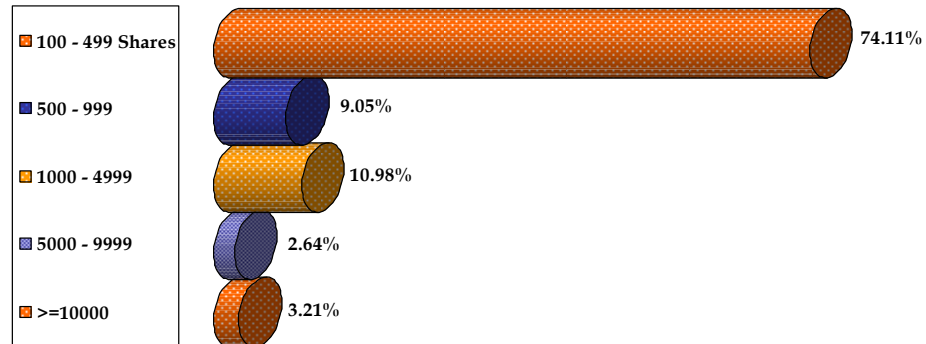
RiverCross March Executed Volume By Market Cap (By Shares)



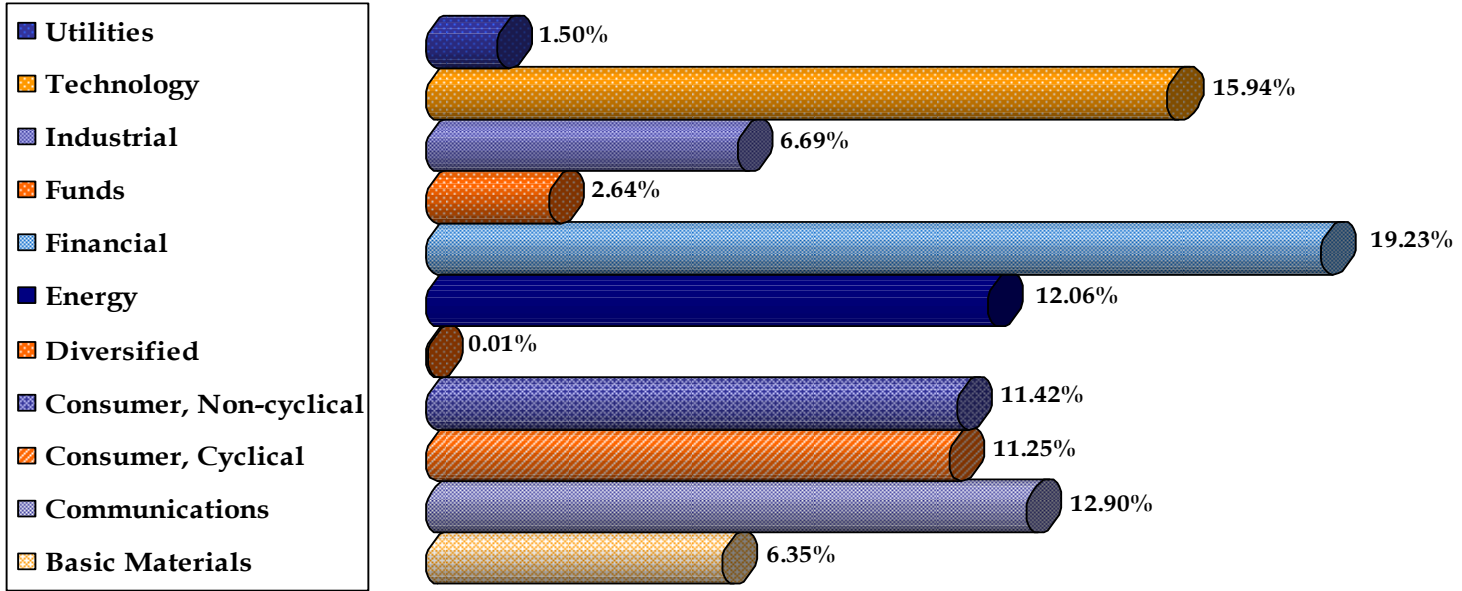
RiverCross March Incoming Order Size (By Number of Orders)



RiverCross March Executed Volume By Trade Size



RiverCross March Executed Volume By Sector





Top 25 Symbols Traded In March By Volume

C	CITIGROUP INC	Financial
BAC	BANK OF AMERICA CORP	Financial
INTC	INTEL CORP	Technology
AMAT	APPLIED MATERIALS INC	Technology
VZ	VERIZON COMMUNICATIONS INC	Communications
T	AT&T INC	Communications
MU	MICRON TECHNOLOGY INC	Technology
GE	GENERAL ELECTRIC CO	Industrial
XLF	FINANCIAL SELECT SECTOR SPDR	Funds
YHOO	YAHOO! INC	Communications
WFC	WELLS FARGO & CO	Financial
VALE	VALE SA-SP ADR	Basic Materials
CSCO	CISCO SYSTEMS INC	Communications
F	FORD MOTOR CO	Consumer, Cyclical
DELL	DELL INC	Technology
MSFT	MICROSOFT CORP	Technology
SD	SANDRIDGE ENERGY INC	Energy
EMC	EMC CORP/MASS	Technology
AMD	ADVANCED MICRO DEVICES	Technology
DAL	DELTA AIR LINES INC	Consumer, Cyclical
GM	GENERAL MOTORS CO	Consumer, Cyclical
EWJ	ISHARES MSCI JAPAN INDEX FD	Funds
AA	ALCOA INC	Basic Materials
ACL	ALCON INC	Consumer, Non-cyclical
KEY	KEYCORP	Financial