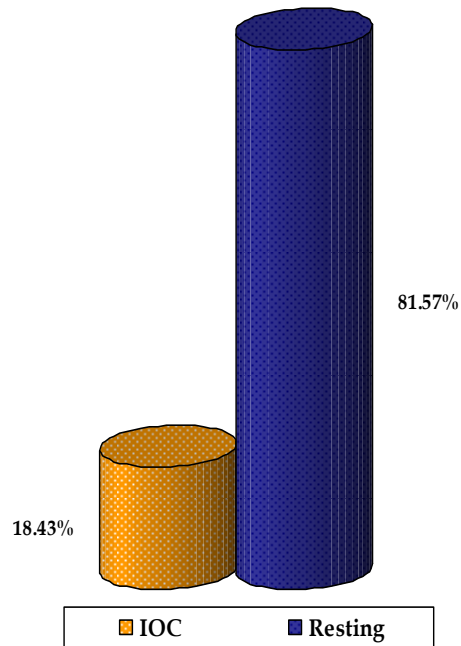


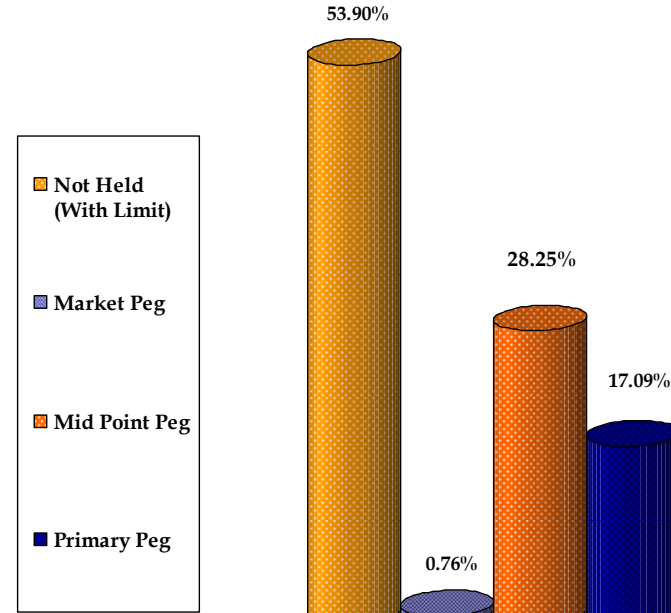


May 2011 Statistics

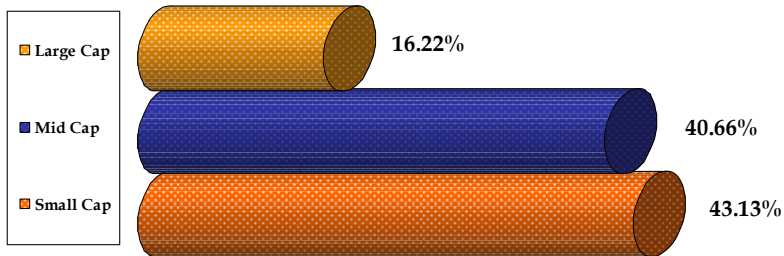
### RiverCross May Incoming Volume By Order Type



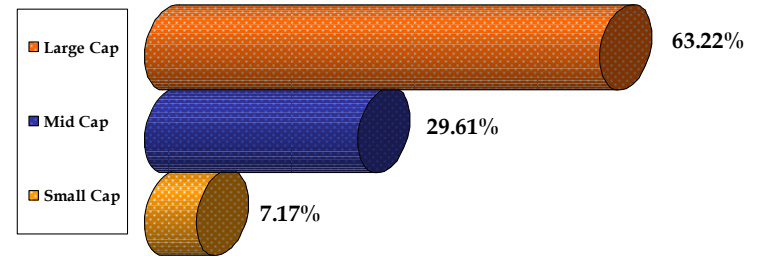
### RiverCross May Incoming Volume By Execution Instruction



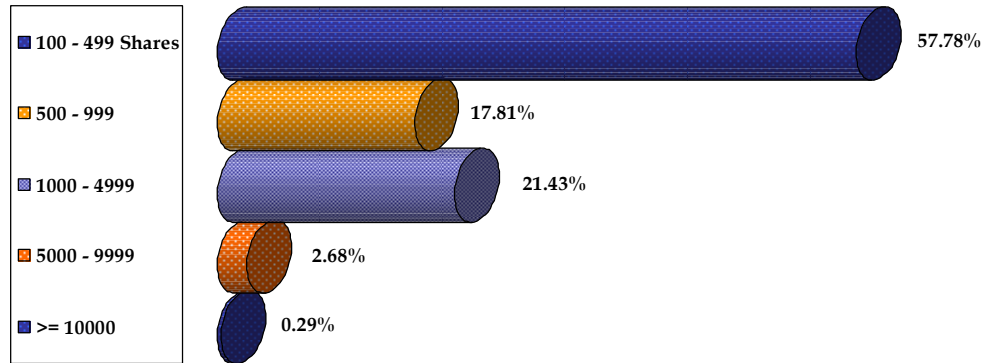
## RiverCross May Executed Volume By Market Cap (By Symbol Count)



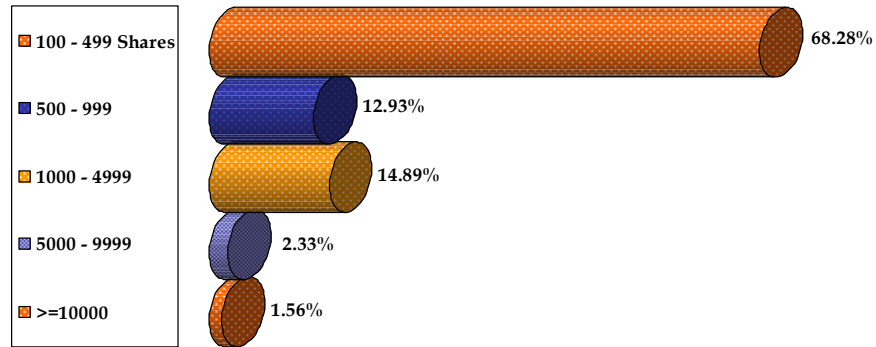
## RiverCross May Executed Volume By Market Cap (By Shares)



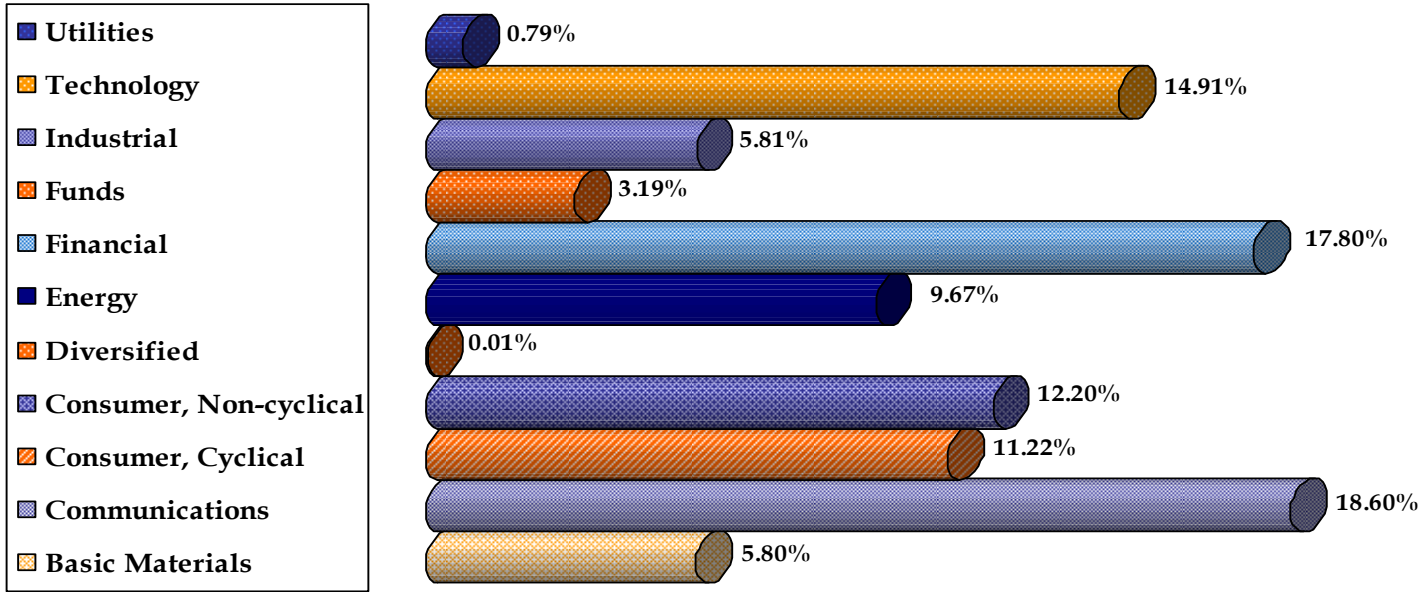
### RiverCross May Incoming Order Size (By Number of Orders)



### RiverCross May Executed Volume By Trade Size



# RiverCross May Executed Volume By Sector





## Top 25 Symbols Traded In May By Volume

MSFT	MICROSOFT CORP	Technology
BAC	BANK OF AMERICA CORP	Financial
T	AT&T INC	Communications
CSCO	CISCO SYSTEMS INC	Communications
NLY	ANNALY CAPITAL MANAGEMENT IN	Financial
F	FORD MOTOR CO	Consumer, Cyclical
YHOO	YAHOO! INC	Communications
GE	GENERAL ELECTRIC CO	Industrial
PFE	PFIZER INC	Consumer, Non-cyclical
WFC	WELLS FARGO & CO	Financial
INTC	INTEL CORP	Technology
C	CITIGROUP INC	Financial
DELL	DELL INC	Technology
VZ	VERIZON COMMUNICATIONS INC	Communications
AA	ALCOA INC	Basic Materials
SIRI	SIRIUS XM RADIO INC	Communications
XLF	FINANCIAL SELECT SECTOR SPDR	Funds
MU	MICRON TECHNOLOGY INC	Technology
STD	BANCO SANTANDER SA-SPON ADR	Financial
ALU	ALCATEL-LUCENT-SPONSORED ADR	Communications
MGM	MGM RESORTS INTERNATIONAL	Consumer, Cyclical
VALE	VALE SA-SP ADR	Basic Materials
MI	MARSHALL & ILSLEY CORP	Financial
SD	SANDRIDGE ENERGY INC	Energy
RAD	RITE AID CORP	Consumer, Cyclical